

# Illegal Drugs

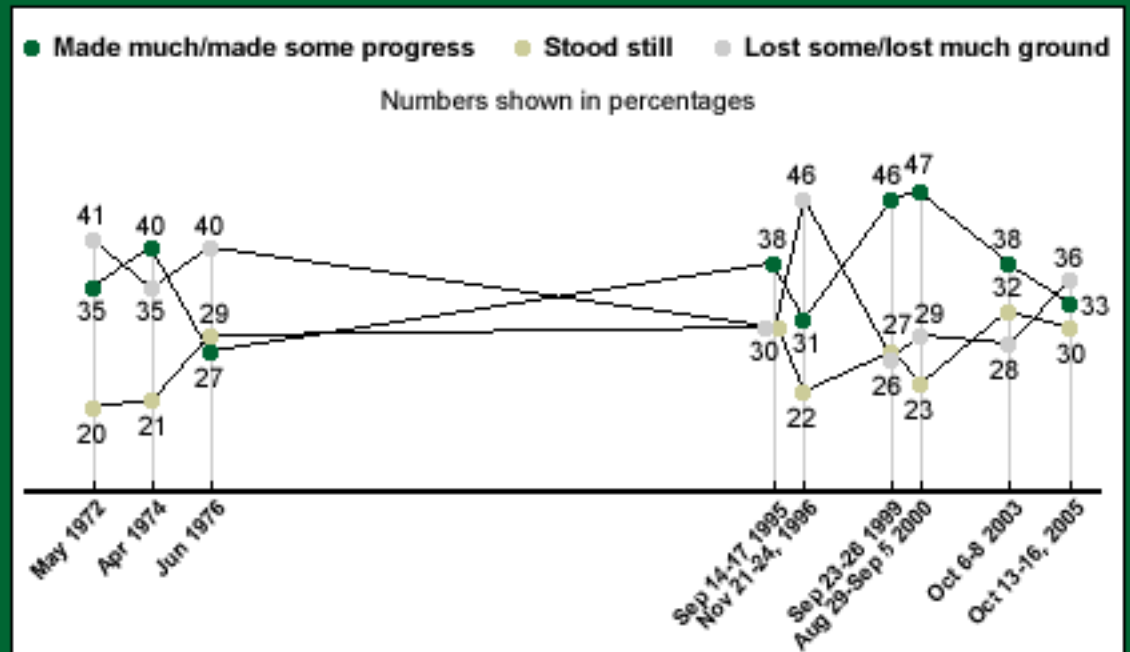
- > [Gallup Poll Home](#)
- > [Poll Topics A to Z](#)
- > [Poll Archives](#)
- > [Video Archives](#)
- > [Article Archives](#)
- > [Gallup Poll Blog](#)
- > [Editors' Columns](#)
- > [Special Reports](#)
- > [International Polls](#)
- > [Gallup Alerts](#)
- > [Gallup RSS Feeds](#)
- > [Subscribe Now](#)
- > [Publications](#)
- > [FAQs](#)

- > [Contact Us](#)
- MY ACCOUNT
- > [Log Out](#)
  - > [Access My Account](#)

GALLUP  
RESOURCES

- > [Gallup Home](#)
- > [About Us](#)
- > [Careers](#)
- > [Gallup Store](#)
- > [Help Center](#)

*How much progress do you feel the nation has made over the last year or two in coping with the problem of illegal drugs -- has it made much progress, made some progress, stood still, lost some ground, or lost much ground?*



*Overall, how would you describe the problem of drugs [ROTATED: in the United States/in the area where you live] -- is it extremely serious, very serious, moderately serious, not too serious, or not serious at all?*

**A. In the United States**

	Extremely serious	Very serious	Moderately serious	Not too serious	Not serious at all	No opinion
2005 Oct 13-16	37%	33	23	5	1	1
2003 Oct 6-8	31%	40	24	3	1	1
2000 Aug 29-Sep 5	43%	40	15	1	1	*

**B. In the area where you live**

	<b>Extremely serious</b>	<b>Very serious</b>	<b>Moderately serious</b>	<b>Not too serious</b>	<b>Not serious at all</b>	<b>No opinion</b>
2005 Oct 13-16	14%	19	35	23	8	1
2003 Oct 6-8	13%	17	36	22	11	1
2000 Aug 29-Sep 5	13%	21	39	19	6	2

*Now, how much progress do you feel the nation has made over the last year or two in coping with the problem of illegal drugs -- Has it made much progress, made some progress, stood still, lost some ground, or lost much ground?*

	<b>Made much progress</b>	<b>Made some progress</b>	<b>Stood still</b>	<b>Lost some ground</b>	<b>Lost much ground</b>	<b>No opinion</b>
	<b>%</b>	<b>%</b>	<b>%</b>	<b>%</b>	<b>%</b>	<b>%</b>
2005 Oct 13-16	2	31	30	23	13	1
2003 Oct 6-8	3	35	32	17	11	2
2000 Aug 29-Sep 5	6	41	23	17	12	1
1999 Sep 23-26	4	42	27	14	12	1
1996 Nov 21-24	3	28	22	24	22	1
1995 Sep 14-17	2	36	30	19	11	2
1976 Jun	2	25	29	25	15	4
1974 Apr	4	36	21	19	16	5
1972 May	3	32	20	21	20	5

*Has drug abuse ever been a cause of trouble in your family?*

	<b>Yes</b>	<b>No</b>	<b>No opinion</b>
	<b>%</b>	<b>%</b>	<b>%</b>
2005 Oct 13-16	22	78	*
2003 Oct 6-8	24	76	*
2000 Aug 29-Sep 5	22	78	*

1999 Sep 23-26	17	83	*
1995 Sep 14-17	19	81	*

*Do you think the use of marijuana should be made legal, or not?*

**[ASKED OF A HALF SAMPLE]**

	<b>Yes, legal</b>	<b>No, illegal</b>	<b>No opinion</b>
	%	%	%
2005 Oct 13-16	36	60	4
2003 Nov 10-12 ^	34	64	2
2001 Aug 3-5	34	62	4
2000 Aug 29-Sep 5 ^	31	64	5
1995 Aug 28-30	25	73	2
1985 May 17- 20	23	73	4
1980 Jun 27-30	25	70	5
1979 May 18- 21	25	70	5
1977 Apr 1-4	28	66	6
1973 Jan 26-29	16	78	6
1972 Mar 3-5	15	81	4
1969 Oct 2-7	12	84	4

^ Asked of a half sample.

*Do you think the possession of small amounts of marijuana should or should not*

*be treated as a criminal offense?*

**[ASKED OF A HALF SAMPLE]**

	<b>Yes, treated as a criminal offense</b>	<b>No, not treated as a criminal offense</b>	<b>No opinion</b>
	<b>%</b>	<b>%</b>	<b>%</b>
2005 Oct 13- 16	43	55	2
2003 Nov 10-12 ^	52	46	1
2000 Aug 29-Sep 5 ^	51	47	2
1985 May 17-20	50	46	4
1980 Jun 27- 30	43	52	5
1977 Apr 1- 4	41	53	6
^ Asked of a half sample.			

*Would you favor or oppose making marijuana legally available for doctors to prescribe in order to reduce pain and suffering?*

	<b>Favor</b>	<b>Oppose</b>	<b>No opinion</b>
2005 Oct 13-16	78%	22	*
2003 Nov 10-12	75%	22	3

***Trend for Comparison:***











*Suppose that on election day this year you could vote on key issues as well as*

*candidates. Please tell me whether you would vote for or against each one of the following propositions. Would you vote for or against making marijuana legally available for doctors to prescribe in order to reduce pain and suffering?(SOURCE: Gallup Poll)*

	<b>Favor</b>	<b>Oppose</b>	<b>No opinion</b>
1999 Mar 19-21	73%	25	2

[^ Back to Top](#)

#### RELATED ITEMS

-  [11/01/2005 - Who Supports Marijuana Legalization?](#)
-  [04/05/2005 - Drug Use Still Among Americans' Top Worries](#)
-  [04/05/2005 - Substance Use: Which Teens Are at Risk?](#)
-  [12/02/2003 - Americans Remain Opposed to Legalizing Marijuana](#)
-  [04/08/2003 - Path to Marijuana Use Paved With Bad Health Habits](#)
-  [02/04/2003 - Canadians Relax Views on Marijuana](#)
-  [07/16/2002 - Who Smoked Pot? You May Be Surprised](#)
-  [07/09/2002 - Decades of Drug Use: The '80s and '90s](#)
-  [07/02/2002 - Decades of Drug Use: Data From the '60s and '70s](#)
-  [05/15/2001 - Americans Support Legalization of Marijuana for Medicinal Use](#)

[More Related Items](#)

Copyright © 2005 The Gallup Organization, Princeton, NJ. All rights reserved.

[Terms of Use](#) | [Privacy Statement](#)